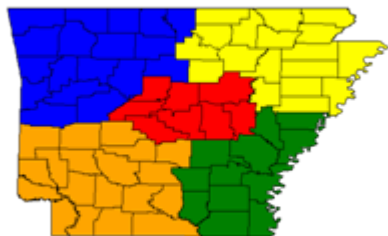


ARKANSAS

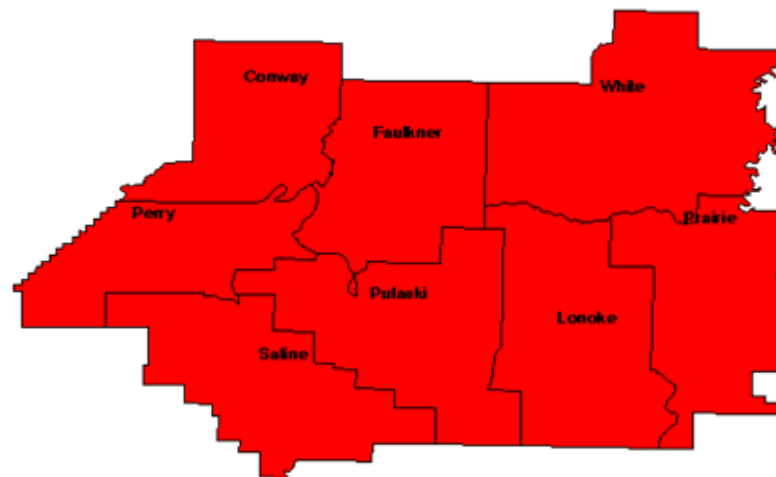
**Using Home Health Compare
to Compare Home Health Agencies
in your Region.**

**Does your agency have one of the 5 lowest
ACH rates in your Region?**

**Is your agency's ACH rate lower than the
National ACH rate of 29%**



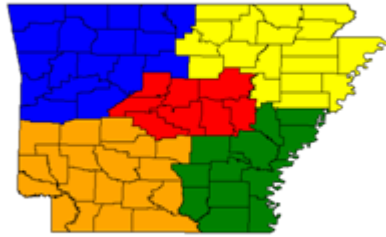
Central Region



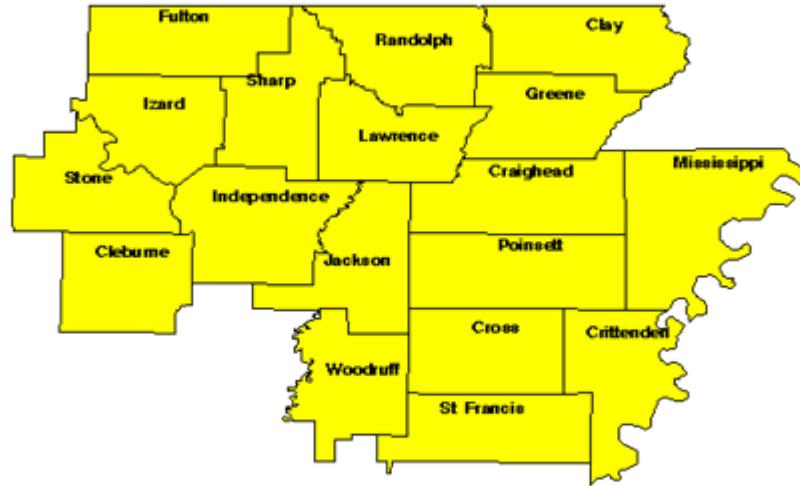
**Of all Home Health Agencies
in the Central Region,
five have a
Acute Care Hospitalization Rate
less than or equal to **28%****

**This data comes from the Home Health Outcome and Assessment Information Set (OASIS)
during the time period April 2006 - March 2007.**



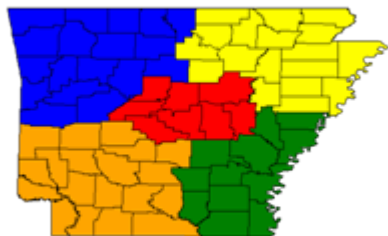


Northeast Region

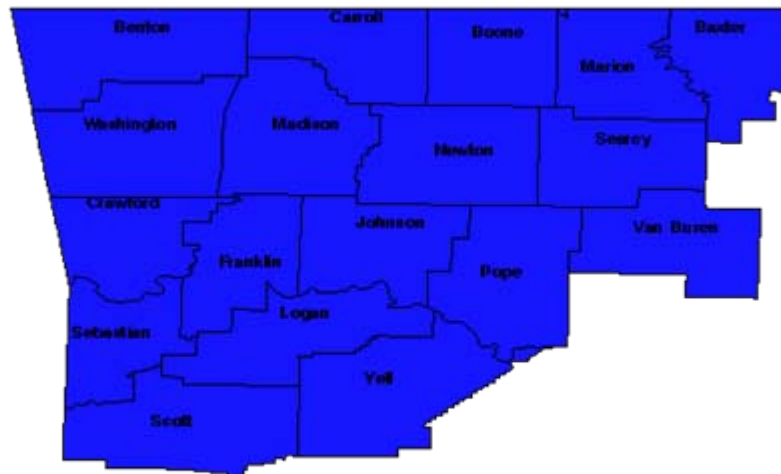


**Of all Home Health Agencies
in the Northeast Region,
five have a
Acute Care Hospitalization Rate
less than or equal to **29%****

**This data comes from the Home Health Outcome and Assessment Information Set (OASIS)
during the time period April 2006 - March 2007.**



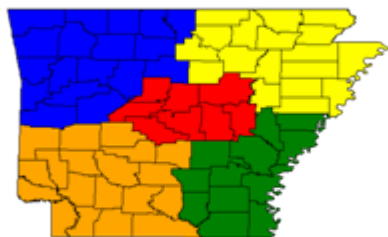
Northwest Region



**Of all Home Health Agencies
in the Northwest Region,
five have a
Acute Care Hospitalization Rate
less than or equal to **26%****

**This data comes from the Home Health Outcome and Assessment Information Set (OASIS)
during the time period April 2006 - March 2007.**





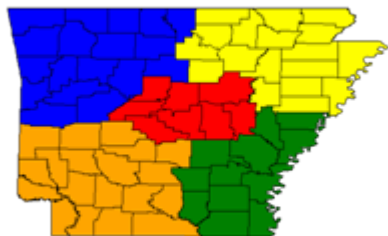
Southeast Region



**Of all Home Health Agencies
in the Southeast Region,
five have a
Acute Care Hospitalization Rate
less than or equal to 31%**

**This data comes from the Home Health Outcome and Assessment Information Set (OASIS)
during the time period April 2006 - March 2007.**





Southwest Region



**Of all Home Health Agencies
in the Southwest Region,
five have a
Acute Care Hospitalization Rate
less than or equal to **21%****

**This data comes from the Home Health Outcome and Assessment Information Set (OASIS)
during the time period April 2006 - March 2007.**